



BEST PRICE & BEST CHOICE

MADE IN JAPAN

JAPANESE SUSHI MACHINE
MANUFACTURE

TOP, INC.





MADE IN JAPAN 2 YEARS WARRANTY

BEST PRICE & BEST CHOICE



PRODUCT CODE: X1



藤-FUJI-

Mobile sushi machine

W17×D34×H35(cm) | 7.5kg
AC220~240V 50HZ | 14W
1200 pieces per hour

450,000JPY



PRODUCT CODE: X2



富-TOMI-

Sushi ball machine

W30×D50×H59(cm) | 31kg
AC220~240V 50HZ | 40W
2800 pieces per hour

500,000JPY



ONLY FOR ASIAN MODELS AS LIMITED EDITION



PRODUCT CODE: X3



松-MATSU-

Sushi roll / sheet machine

W38×D59×H56(cm) | 40kg
AC220~240V 50HZ | 90W
120~240 rolls per hour
500 sheets per hour

980,000JPY



PRODUCT CODE: X4



雅-MASA-

Sushi cutter

W36×D41×H58(cm) | 17kg
700 pieces per hour

250,000JPY



PRODUCT CODE: X5



信-NOBU-

Sushi ball machine (Re-make by hand)

W32×D49×H59(cm) | 30kg
AC220~240V 50HZ | 100W
2500 pieces per hour

800,000JPY



PRODUCT CODE: X6



鷹-TAKA-

Onigiri machine

W30×D55×H68(cm) | 30kg
AC220~240V 50HZ | 60W
500 pieces per hour

700,000JPY



EXW:OSAKA(JPN)

ONLY FOR ASIAN MODELS AS LIMITED EDITION



MOBILE SUSHI MACHINE X1(藤-FUJI-)



SPEED

1200 PIECES / PER HOUR

1 piece / per 3 seconds

With our patented technology, you can make delicious and well-shaped sushi balls.



SENSOR

AUTOMATIC STOP

Automatic stop sensor indicate and stops if there are 4 balls on the turning table.



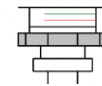
HOPPER

SUSHI RICE CAPACITY

1 kg

SOFT ↔ HARD

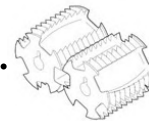
TORQUE KEEPER



SOFTNESS ↔ HARDNESS ADJUSTMENT

4 levels adjustable

- 1: very soft
- 2: soft
- 3: recommend
- 4: hard



ROLLER

SUSHI SIZE

Sushi size | 16.18.20.22.24.26.30g
Tawara size | 30.35g

Can easily be changed by changing the size of the roller.

PRODUCT SPECIFICATIONS



Model | X1

Production Capacity | 1200 pieces / per hour

Sushi Rice Capacity | 1kg

Sushi Ball Size Adjustment | Manual replacement of rollers

Dimension | W17×D34×H35(cm)

Weight | 7.5kg

Power Supply | AC220~240V 50HZ

Energy Usage | 14W



ONLY FOR ASIAN MODELS AS LIMITED EDITION



SUSHI BALL MACHINE X2(富-TOMI-)



SPEED

2800 PIECES / PER HOUR

1 piece / per 1.3 seconds

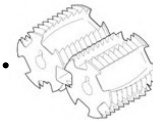
With our patented technology, you can make delicious and well-shaped sushi balls.



HOPPER

SUSHI RICE CAPACITY

4.5 kg



ROLLER

SUSHI SIZE

Sushi size | 16.18.20.22.24.26.30g
Tawara size | 30.35g

Can easily be changed by changing the size of the roller.

SOFT ← → HARD

TORQUE KEEPER



SOFTNESS ↔ HARDNESS ADJUSTMENT

4 levels adjustable

- 1: very soft
- 2: soft
- 3: recommend
- 4: hard



SENSOR

AUTOMATIC STOP

Automatic stop sensor indicate and stops if there are full balls on the turn table.

PRODUCT SPECIFICATIONS



Model | X2

Production Capacity | 2800 pieces / per hour

Sushi Rice Capacity | 4.5kg

Sushi Ball Size Adjustment | Manual replacement of rollers

Dimension | W30×D48×H59(cm)

Weight | 31kg

Power Supply | AC220~240V 50HZ

Energy Usage | 90W



ONLY FOR ASIAN MODELS AS LIMITED EDITION



SUSHI ROLL / SHEET MACHINE X3(松-MATSU-)



DIGITAL PANEL

SUSHI SHEET SIZE ADJUSTMENT

It has 3 types of registration, and the settings can be easily changed.

- Thin
- Medium Thin
- Medium
- Medium Thick
- Thick
- Extra Thick



HOPPER

SUSHI RICE CAPACITY


9 kg



SHEET TABLE

SHEET MODE

500 sheets / per hour



ROLL TABLE

ROLL MODE

120~240 rolls / per hour



CONTROL PANEL

WARMER

Keep warm feature
35 degree

DENSITY

Standard setting

- 5 (Thin / Medium Thin roll)
- 6 (Medium / Medium Thick roll)
- 8 (Thick / Extra Thick roll)

EMERGENCY STOP

Press to stop

PRODUCT SPECIFICATIONS



Model | X3

Production Capacity | Roll mode | 120~240 rolls / per hour

Sheet mode | 500 sheets / per hour

Sushi Rice Capacity | 9kg

Sushi Sheet Size Adjustment | Digital panel operation

Start and Roll function | Manual

Dimension | W38×D59×H56(cm)

Weight | 40kg

Power Supply | AC220~240V 50HZ

Energy Usage | 90W



ONLY FOR ASIAN MODELS AS LIMITED EDITION



SUSHI CUTTER X4(雅-MASA-)



SPEED

700 PIECES / PER HOUR

1 piece / per 5 seconds



CUTTER SIZE

**AVAILABILITY SIZE
OF CUTTER**

9 types of setting

[W180mm type] 4, 6, 8, 9, 10 pieces cut
[W200mm type] 4, 8, 9, 10 pieces cut

PRODUCT SPECIFICATIONS



Model | X4
Production Capacity | 700 pieces / per hour
Type | Manual
Dimension | W36×D41×H58(cm)
Weight | 17kg



ONLY FOR ASIAN MODELS AS LIMITED EDITION



SUSHI BALL MACHINE X5(信-NOBU-)



DIGITAL PANEL

SUSHI BALL SIZE ADJUSTMENT

10~40g
Digital panel operation



HOPPER

SUSHI RICE CAPACITY

6 kg



SUSHI BALL

OMAKASE STYLE

Re-make by hand

Quantitative division machine
Need to re-make.



SPEED

2000 PIECES / PER HOUR

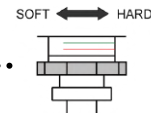
1 piece / per 1.8 seconds



SENSOR

AUTOMATIC STOP

Automatic stop sensor indicate and stops if there are full balls on the turn table.



SOFT ↔ HARD

TORQUE KEEPER

SOFTNESS⇄HARDNESS ADJUSTMENT

4 levels adjustable

- 1: very soft
- 2: soft
- 3: recommend
- 4: hard

PRODUCT SPECIFICATIONS



Model | X5
Production Capacity | 2000 pieces / per hour
Sushi Rice Capacity | 6kg
Sushi Ball Size Adjustment | Digital panel operation
Dimension | W30×D55×H68(cm)
Weight | 30kg
Power Supply | AC220~240V 50HZ
Energy Usage | 100W



ONLY FOR ASIAN MODELS AS LIMITED EDITION



ONIGIRI MACHINE X6(鷹-TAKA-)



HOPPER

RICE CAPACITY

6 kg



ONIGIRI TABLE

ONIGIRI MODE

500 pieces / per hour



SUSHI TABLE

SUSHI MODE

3000 pieces / per hour



ROLLER

ONIGIRI SIZE

Equilateral triangle



S : 80g
M : 90g
L : 100g

Round triangle



S : 80g
M : 90g
L : 100g

ROLLER

SUSHI SIZE



S : 18g
M : 20g
L : 22g

PRODUCT SPECIFICATIONS



Model | X6

Production Capacity | Onigiri mode | 500 pieces / per hour
Sushi mode | 3000 pieces / per hour

Rice Capacity | 6kg

Onigiri Size Adjustment | Manual replacement of rollers

Start and Roll function | Manual

Dimension | W30×D55×H68(cm)

Weight | 30kg

Power Supply | AC220~240V 50HZ

Energy Usage | 60W

